Nome : _____ Data : _____

PAPILUMO / Classe seconda (7–8 anni) • Soluzioni

Sequenze crescenti di forme

Osserva i passi 1, 2 e 3, disegna il passo 4, scrivi la regola (+1, +2 o +3) e trova il numero del passo 5.



Zia la marmotta architetta costruisce scale di forme ordinate. Aiutala a disegnare il passo 4 e a trovare il passo 5!

Esempio: 1 cubo, 2 cubi, 3 cubi -> Passo 4: 4 cubi

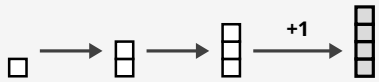

Passo 4: 4

Regola: +1

Osserva ogni sequenza crescente, disegna il passo 4, scrivi la regola e calcola il passo 5

A

Passo 1



Passo 2



Passo 3

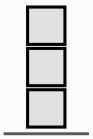

Passo 4 (disegna)

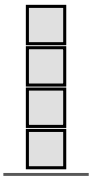

Regola (+1, +2, +3)

+1

Passo 5 (totale)

5

B

Passo 1



Passo 2



Passo 3



Passo 4 (disegna)



Regola (+1, +2, +3)

+2

Passo 5 (totale)

10

C

Passo 1



Passo 2



Passo 3

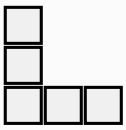

Passo 4 (disegna)

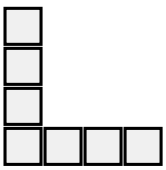

Regola (+1, +2, +3)

+2

Passo 5 (totale)

9

D

Passo 1



Passo 2

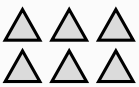

Passo 3



Passo 4 (disegna)



Regola (+1, +2, +3)

+3

Passo 5 (totale)

15

Consiglio: conta i passi 1, 2 e 3, trova l'aumento (+1, +2 o +3), disegna il passo 4 e somma la regola per il passo 5.