Nome : _____ Data : _____

PAPILUMO / Classe seconda (7–8 anni)

Sequenze crescenti di forme

Osserva i passi 1, 2 e 3, disegna il passo 4, scrivi la regola (+1, +2 o +3) e trova il numero del passo 5.



Zia la marmotta architetta costruisce scale di forme ordinate. Aiutala a disegnare il passo 4 e a trovare il passo 5!

Esempio: 1 cubo, 2 cubi, 3 cubi -> Passo 4: 4 cubi

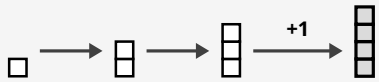

Passo 4: 4

Regola: +1

Osserva ogni sequenza crescente, disegna il passo 4, scrivi la regola e calcola il passo 5

A

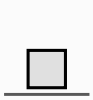



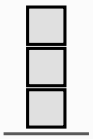

Passo 1 | **Passo 2** | **Passo 3** | **Passo 4 (disegna)**

Regola (+1, +2, +3) _____

Passo 5 (totale) _____

B







Passo 1 | **Passo 2** | **Passo 3** | **Passo 4 (disegna)**

Regola (+1, +2, +3) _____

Passo 5 (totale) _____

C





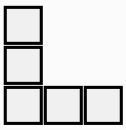

Passo 1 | **Passo 2** | **Passo 3** | **Passo 4 (disegna)**

Regola (+1, +2, +3) _____

Passo 5 (totale) _____

D



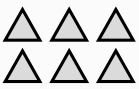



Passo 1 | **Passo 2** | **Passo 3** | **Passo 4 (disegna)**

Regola (+1, +2, +3) _____

Passo 5 (totale) _____

Consiglio: conta i passi 1, 2 e 3, trova l'aumento (+1, +2 o +3), disegna il passo 4 e somma la regola per il passo 5.