Nome : _____ Data : _____

PAPILUMO / Infanzia (4–5 anni)

Completa la sequenza di forme

Osserva le sei forme di ogni striscia, scopri il ritmo che si ripete
e disegna le due forme successive nei riquadri tratteggiati.



Zia la marmotta prepara i suoi treni di forme! Scopri il ritmo di ogni fila e disegna i due vagoni successivi.

Esempio (ABAB): cerchio, quadrato, cerchio, quadrato -> seguono cerchio e quadrato

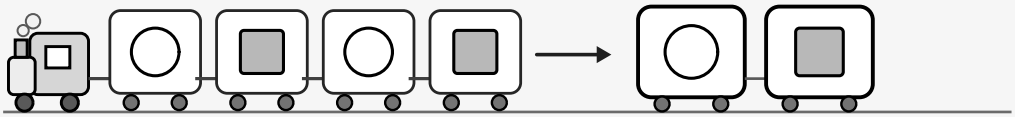

1. Segui ogni striscia di sei forme e disegna le due forme successive

1

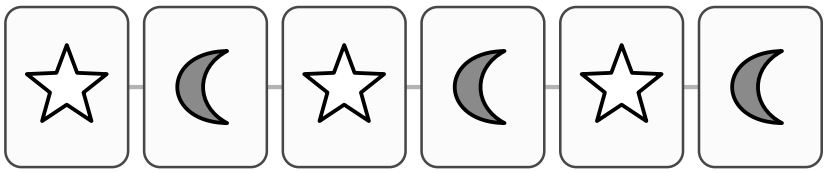

2



3

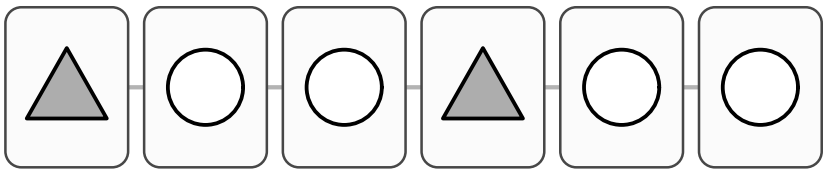

4

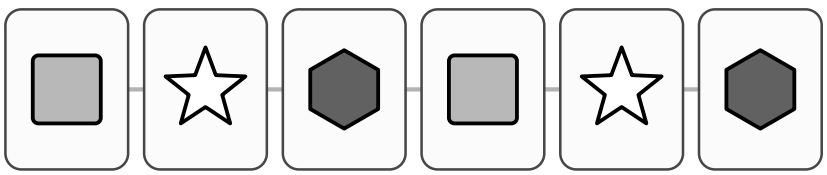

5

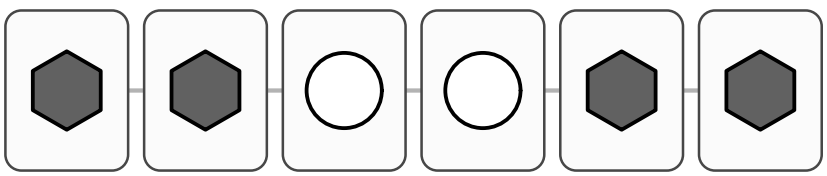

Consiglio di Zia: indica con il dito ogni figura da sinistra a destra e pronuncia i nomi ad alta voce prima di disegnare.