Nome : _____ Data : _____

PAPILUMO / Classe quarta (9–10 anni) • Soluzioni

Area del rettangolo e del quadrato (L × l)

Usa la formula A = L × l con le misure di ogni piantina per calcolare l'area in cm² (e trova la larghezza in F).



Formula: A = L × l (lunghezza × larghezza)

Gaspard la giraffa architetto disegna piantine senza quadretti: moltiplica la lunghezza L per la larghezza l!

Esempio svolto: rettangolo di 6 cm per 4 cm

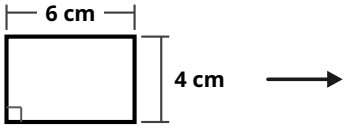

A = L × l = 6 × 4 = 24 cm²

1. Calcola l'area di ogni piantina (A–E), poi trova la larghezza mancante nella sfida F

A Soggiorno luminoso

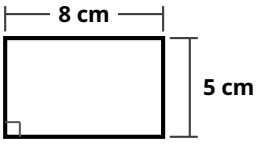

A = 8 × 5 = 40 cm²

B Corridoio d'ingresso

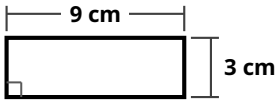

A = 9 × 3 = 27 cm²

C Studio quadrato — Quadrato

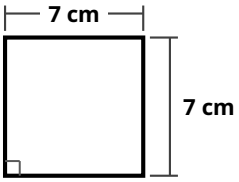

A = 7 × 7 = 49 cm²

D Terrazza in legno

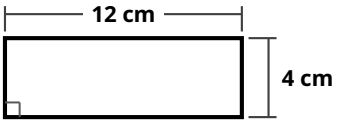

A = 12 × 4 = 48 cm²

E Biblioteca

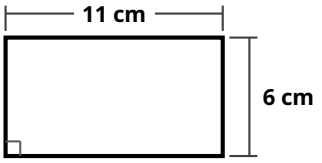

A = 11 × 6 = 66 cm²

F Veranda (lato incognito) — Sfida

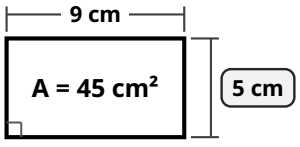

9 × 5 = 45 → l = 5 cm

Consiglio di Gaspard: l'area si scrive sempre in cm²; nel quadrato C i lati sono uguali e in F cerca 9 × ? = 45.