Nome : _____ Data : _____

PAPILUMO / 2.º ano (7–8 anos)

Medir e traçar em centímetros

Lê o comprimento de cada objeto alinhado no 0 da régua em cm e depois traça os três segmentos pedidos a partir do ponto 0 cm.



Na sua oficina, o Léo, o castor carpinteiro, mede cada tábua com a régua graduada. Ajuda-o a medir cinco objetos e a traçar três medidas!

Exemplo: o lápis de cera começa mesmo no 0 e termina no 5; mede 5 cm.

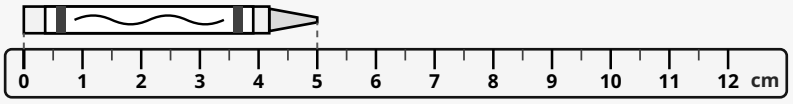

5 cm

1. Mede cada objeto alinhado no 0 e escreve o seu comprimento em cm

1

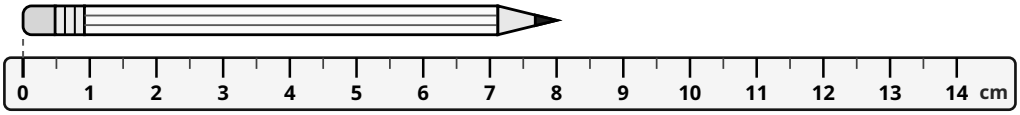

_____ cm

2

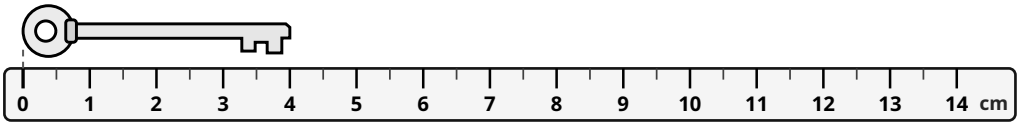

_____ cm

3

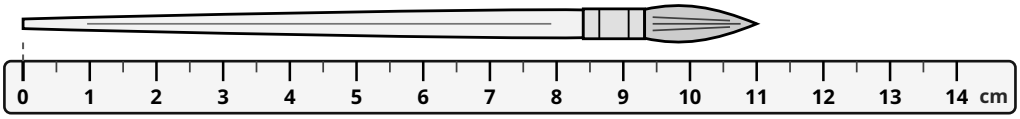

_____ cm

4

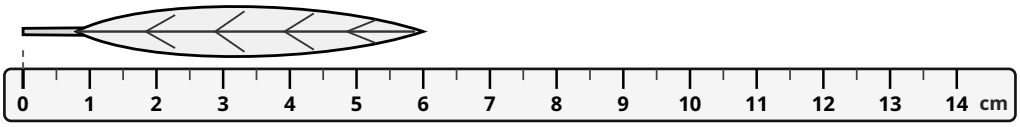

_____ cm

5

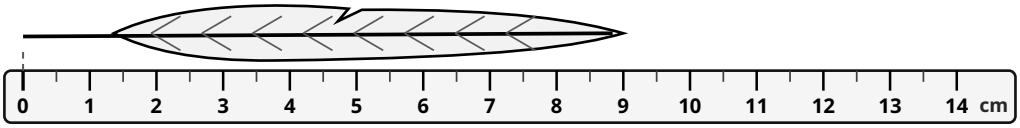

_____ cm

2. Traça cada segmento a partir do ponto 0 cm usando a régua por baixo

A — **3 cm**

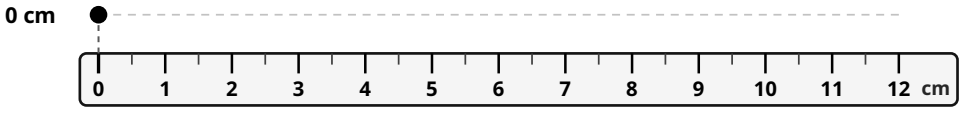

B — **7 cm**

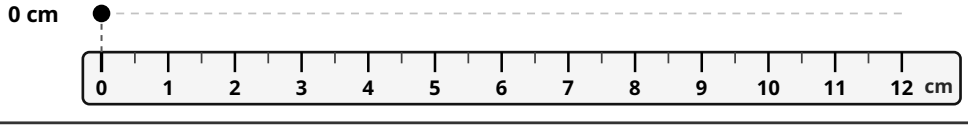

C — **10 cm**

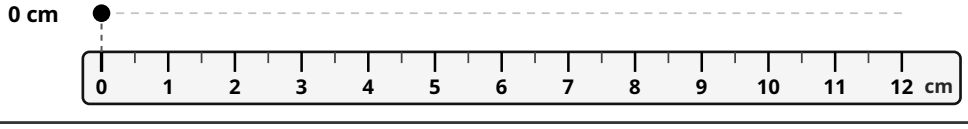

Dica do Léo: alinha sempre o início do objeto ou do segmento no traço do 0, nunca na ponta da régua!