Nome : _____ Data : _____

PAPILUMO / 4.º ano (9–10 anos)

Perímetro do retângulo e do quadrado

Usa P = 2 × (L + l) nos retângulos e P = 4 × l nos quadrados com as medidas em cm (e descobre a largura em F).



Fórmulas: P = 2 × (L + l) (retângulo) • P = 4 × l (quadrado)

Gaspard contorna cada planta: duplica L + l, ou multiplica o lado l por 4!

Exemplo resolvido: retângulo de 7 cm por 4 cm

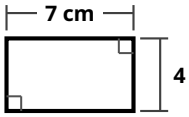

→ **P = 2 × (7 + 4) = 22 cm**

1. Calcula o perímetro de cada planta (A–E) e encontra a largura desconhecida no desafio F

A Horta escolar

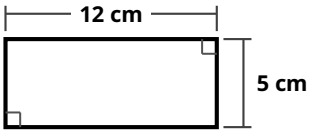

P = 2 × (☐ + ☐) = ☐ cm

B Pátio quadrado — Quadrado

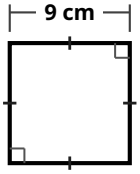

P = 4 × ☐ = ☐ cm

C Jardim retangular

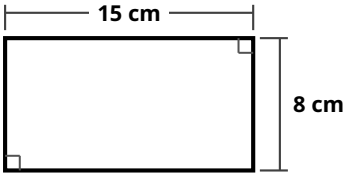

P = 2 × (☐ + ☐) = ☐ cm

D Terraço quadrado — Quadrado

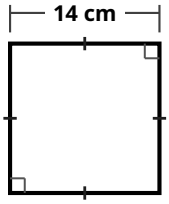

P = 4 × ☐ = ☐ cm

E Pomar grande

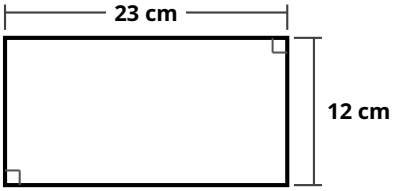

P = 2 × (☐ + ☐) = ☐ cm

F Canteiro (largura oculta) — Desafio

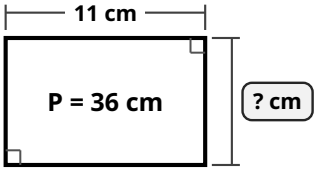

2 × (11 + ☐) = 36 → l = ☐ cm

Dica do Gaspard: o perímetro mede-se em cm; nos quadrados B e D os 4 lados são iguais e em F, 36 ÷ 2 = 18 logo 11 + ? = 18.